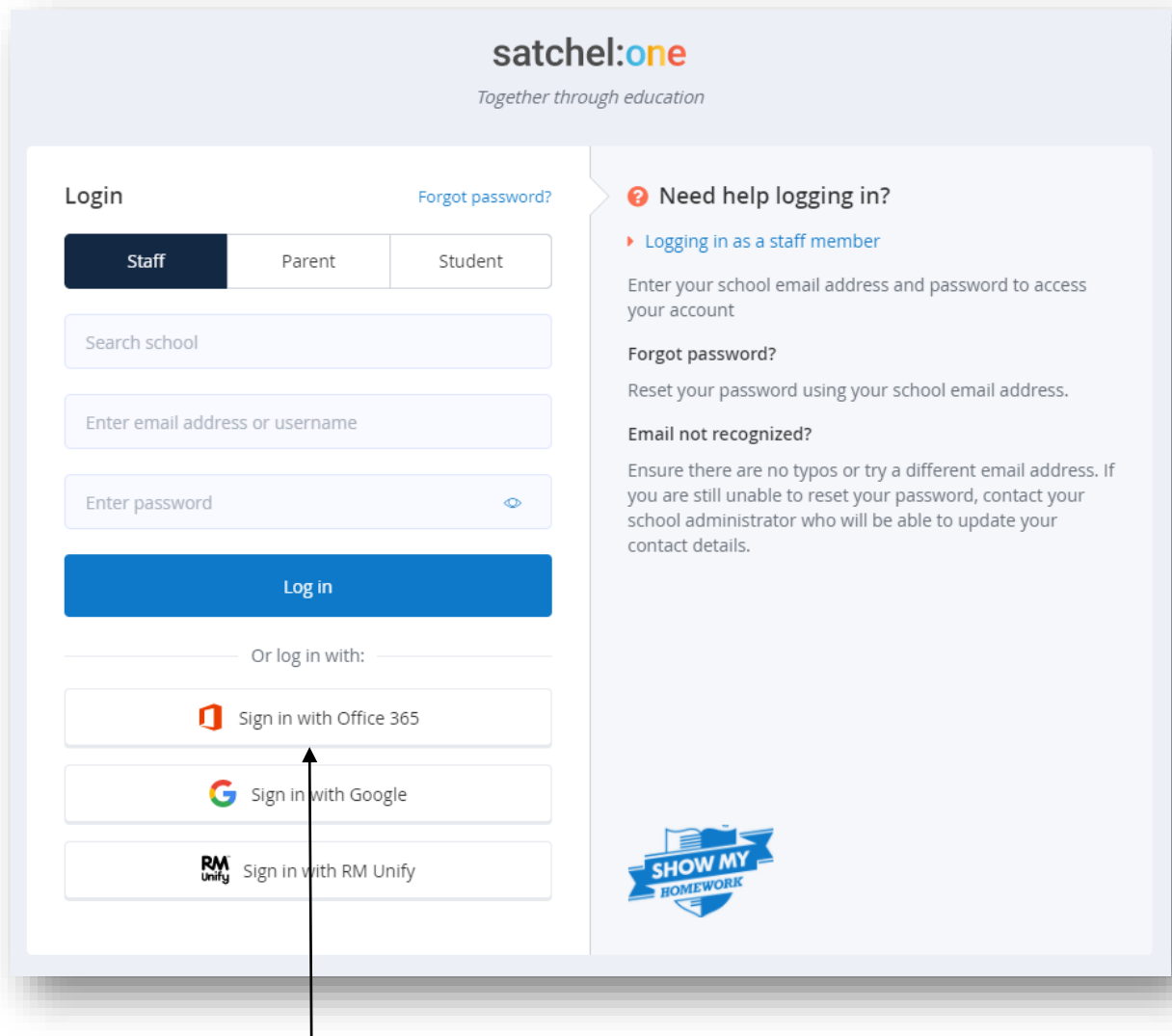


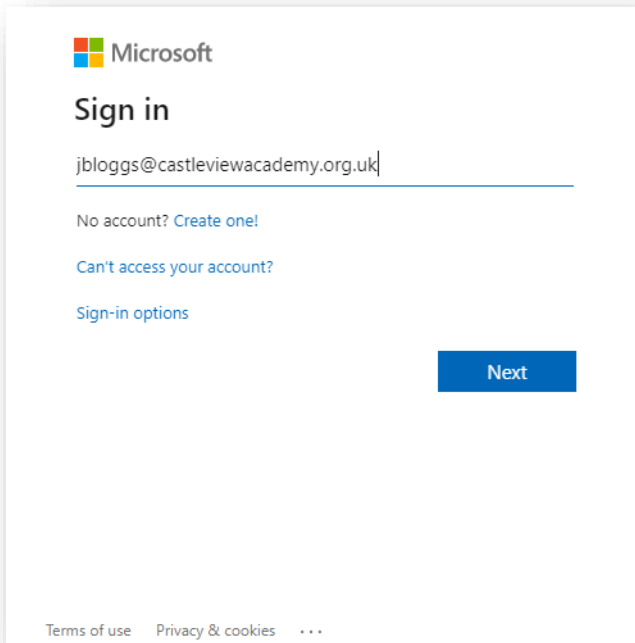
## Login to Satchel One/Show My Homework

1. Open a web browser and go to [satchelone.com](https://satchelone.com)



The screenshot shows the Satchel One login interface. At the top, the logo 'satchel:one' is displayed with the tagline 'Together through education'. Below the logo, there are three tabs for user roles: 'Staff' (selected), 'Parent', and 'Student'. A search bar labeled 'Search school' is present. Below that are input fields for 'Enter email address or username' and 'Enter password' with a visibility toggle. A blue 'Log in' button is positioned below the password field. Underneath, the text 'Or log in with:' is followed by three buttons: 'Sign in with Office 365', 'Sign in with Google', and 'Sign in with RM Unify'. A black arrow points to the 'Sign in with Office 365' button. To the right of the login form, there is a section titled 'Need help logging in?' with a red question mark icon. It includes a link for 'Logging in as a staff member' and three paragraphs of help text: 'Enter your school email address and password to access your account', 'Forgot password? Reset your password using your school email address.', and 'Email not recognized? Ensure there are no typos or try a different email address. If you are still unable to reset your password, contact your school administrator who will be able to update your contact details.' At the bottom right of the page, there is a blue logo for 'SHOW MY HOMEWORK'.

2. Click the 'Sign in with Office 365' button



Microsoft

## Sign in

No account? [Create one!](#)

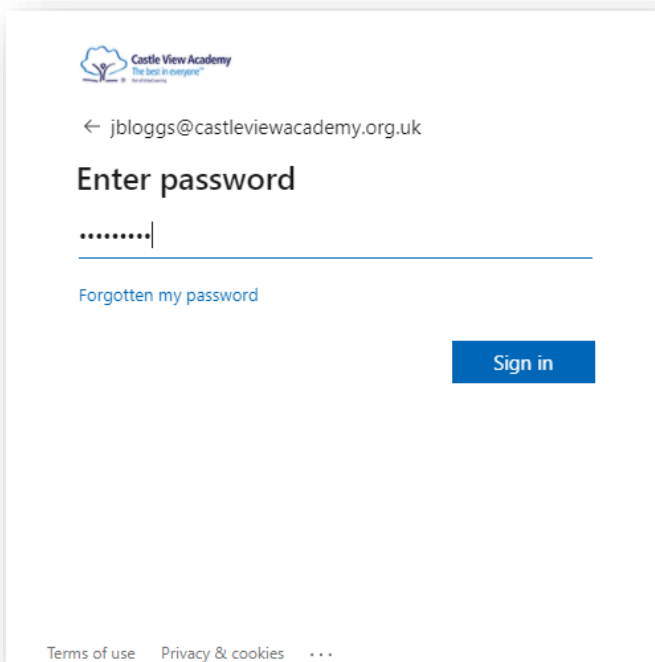
[Can't access your account?](#)


[Sign-in options](#)

[Next](#)

[Terms of use](#) [Privacy & cookies](#) ...

3. Enter your school email address.



 Castle View Academy  
The best in everyone™  
Part of United Learning

←

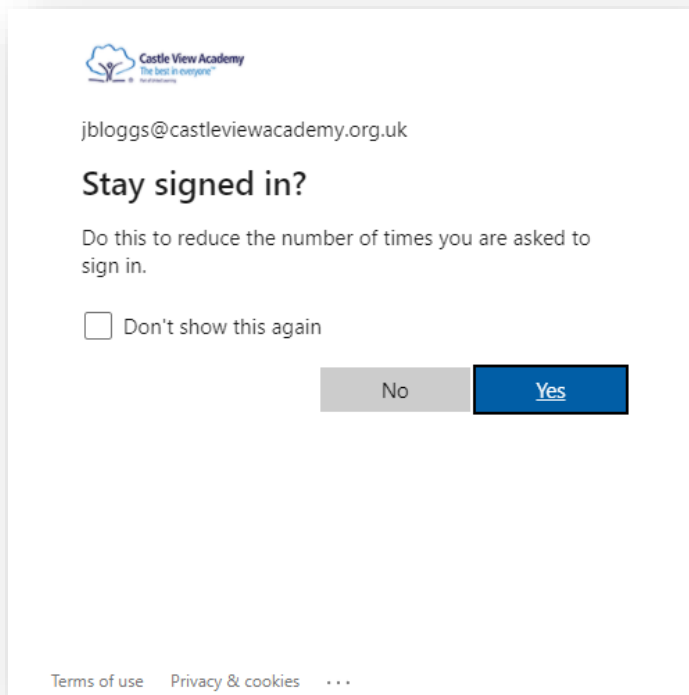
## Enter password

[Forgotten my password](#)

[Sign in](#)

[Terms of use](#) [Privacy & cookies](#) ...

4. Enter your school password.

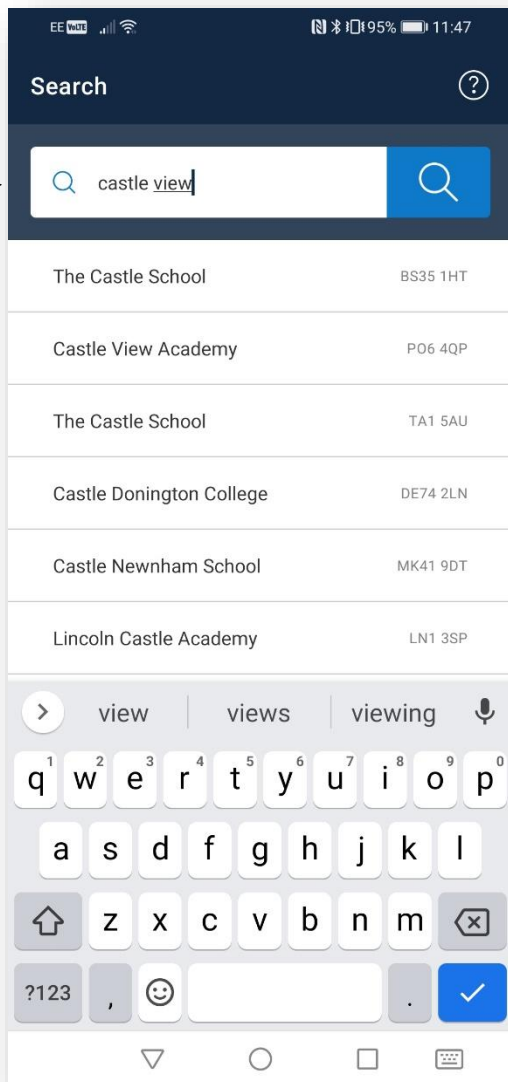


5. If prompted with the above message, say yes.

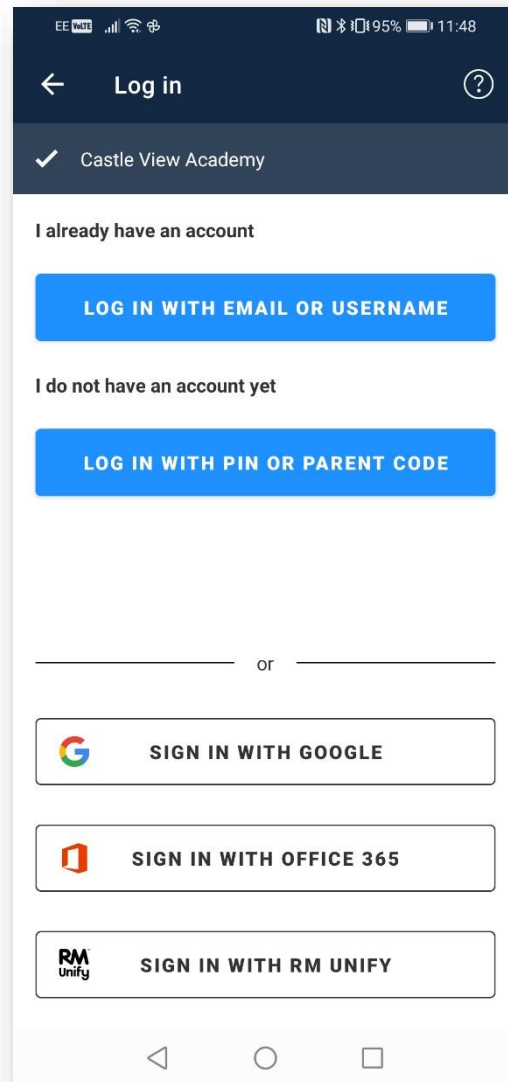
## Using a Phone/Tablet

You can watch a video showing the login process [here](#).

Download the **Satchel One** app from the Google Play Store or the Apple App Store.



Search for the school by typing its name or using the post code (PO6).



Tap the Office 365 button and complete the sign in process using steps 3 to 5 above.

For more help once logged in, visit [help.satchelone.com](http://help.satchelone.com).